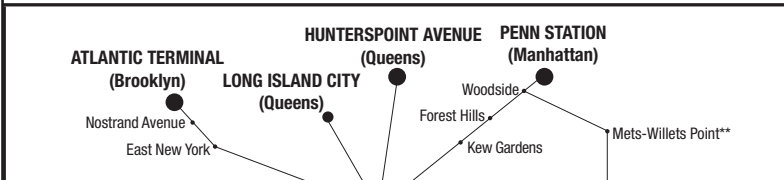


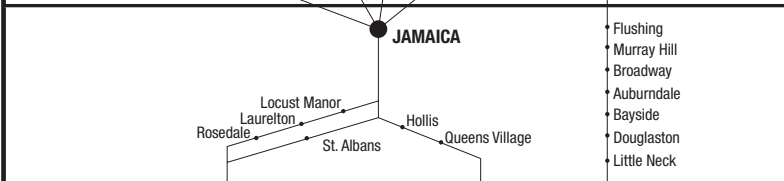
LIRR Stations and Fare Zones Direct Fares Only
Effective Date: April 21, 2019

Ticket Type

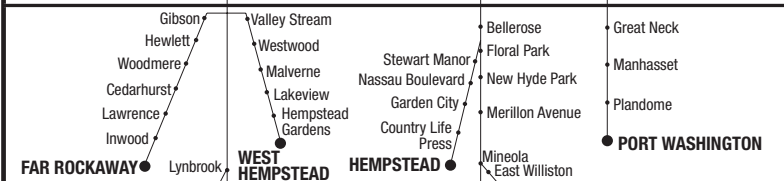
	1	3	4	7	9	10	12	14	Ticket Type
--	---	---	---	---	---	----	----	----	-------------



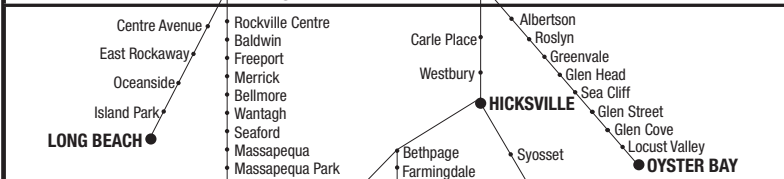
1	Monthly	\$ 197.00	\$ 234.00	\$ 270.00	\$ 308.00	\$ 363.00	\$ 405.00	\$ 461.00	\$ 500.00	Monthly
	Weekly	63.00	75.00	86.50	98.50	116.25	129.50	147.50	160.00	Weekly
	Peak Ten-Trip	90.00	107.50	125.00	140.00	167.50	197.50	235.00	305.00	Peak Ten-Trip
	Off-Peak Ten-Trip	55.25	66.00	78.75	87.25	102.00	121.25	144.50	189.25	Off-Peak Ten-Trip
	Peak One-Way	9.00	10.75	12.50	14.00	16.75	19.75	23.50	30.50	Peak One-Way
	Off-Peak One-Way	6.50	7.75	9.25	10.25	12.00	14.25	17.00	22.25	Off-Peak One-Way
	Sr. Cit/Disabled/M'care One-Way	4.50	5.25	6.25	7.00	8.25	9.75	11.75	15.25	Sr. Cit/Disabled/M'care One-Way
	On-board Peak One-Way	15.00	17.00	19.00	20.00	23.00	26.00	30.00	37.00	On-board Peak One-Way
	On-board Off-Peak One-Way	13.00	14.00	15.00	16.00	18.00	20.00	23.00	28.00	On-board Off-Peak One-Way



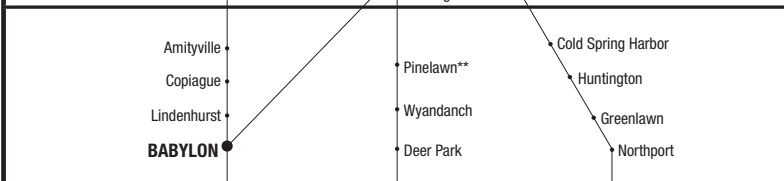
3	Monthly	\$ 234.00	\$ 149.00	\$ 201.00	\$ 235.00	\$ 284.00	\$ 334.00	\$ 405.00	\$ 443.00	Monthly
	Weekly	75.00	46.00	62.25	72.75	88.00	103.50	125.50	137.25	Weekly
	Peak Ten-Trip	107.50	n/a	n/a	n/a	n/a	n/a	n/a	n/a	Peak Ten-Trip
	Off-Peak Ten-Trip	66.00	n/a	n/a	n/a	n/a	n/a	n/a	n/a	Off-Peak Ten-Trip
	Peak One-Way	10.75	5.50	8.25	10.00	12.25	15.25	20.25	26.00	Peak One-Way
	Off-Peak One-Way	7.75	4.00	6.00	7.25	9.00	11.00	14.75	19.00	Off-Peak One-Way
	Sr. Cit/Disabled/M'care One-Way	5.25	2.75	4.00	5.00	6.00	7.50	10.00	13.00	Sr. Cit/Disabled/M'care One-Way
	On-board Peak One-Way	17.00	12.00	14.00	16.00	18.00	21.00	26.00	32.00	On-board Peak One-Way
	On-board Off-Peak One-Way	14.00	10.00	12.00	13.00	15.00	17.00	21.00	25.00	On-board Off-Peak One-Way



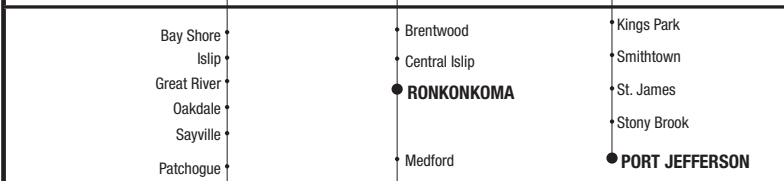
4	Monthly	\$ 270.00	\$ 201.00	\$ 99.00	\$ 99.00	\$ 166.00	\$ 223.00	\$ 284.00	\$ 345.00	Monthly
	Weekly	86.50	62.25	30.75	30.75	51.25	69.25	88.00	106.75	Weekly
	Peak Ten-Trip	125.00	n/a	n/a	n/a	n/a	n/a	n/a	n/a	Peak Ten-Trip
	Off-Peak Ten-Trip	78.75	n/a	n/a	n/a	n/a	n/a	n/a	n/a	Off-Peak Ten-Trip
	Peak One-Way	12.50	8.25	3.25	3.25	6.00	7.50	11.25	17.75	Peak One-Way
	Off-Peak One-Way	9.25	6.00	*3.25	*3.25	*6.00	*7.50	*11.25	*17.75	Off-Peak One-Way
	Sr. Cit/Disabled/M'care One-Way	6.25	4.00	1.50	1.50	3.00	3.75	5.50	8.75	Sr. Cit/Disabled/M'care One-Way
	On-board Peak One-Way	19.00	14.00	9.00	9.00	12.00	14.00	17.00	24.00	On-board Peak One-Way
	On-board Off-Peak One-Way	15.00	12.00	*9.00	*9.00	*12.00	*14.00	*17.00	*24.00	On-board Off-Peak One-Way




7	Monthly	\$ 308.00	\$ 235.00	\$ 99.00	\$ 99.00	\$ 99.00	\$ 166.00	\$ 247.00	\$ 309.00	Monthly
	Weekly	98.50	72.75	30.75	30.75	30.75	51.25	76.50	95.75	Weekly
	Peak Ten-Trip	140.00	n/a	n/a	n/a	n/a	n/a	n/a	n/a	Peak Ten-Trip
	Off-Peak Ten-Trip	87.25	n/a	n/a	n/a	n/a	n/a	n/a	n/a	Off-Peak Ten-Trip
	Peak One-Way	14.00	10.00	3.25	3.25	3.25	6.00	10.00	16.50	Peak One-Way
	Off-Peak One-Way	10.25	7.25	*3.25	*3.25	*3.25	*6.00	*10.00	*16.50	Off-Peak One-Way
	Sr. Cit/Disabled/M'care One-Way	7.00	5.00	1.50	1.50	3.00	3.75	5.00	8.25	Sr. Cit/Disabled/M'care One-Way
	On-board Peak One-Way	20.00	16.00	9.00	9.00	9.00	12.00	16.00	23.00	On-board Peak One-Way
	On-board Off-Peak One-Way	16.00	13.00	*9.00	*9.00	*9.00	*12.00	*16.00	*23.00	On-board Off-Peak One-Way



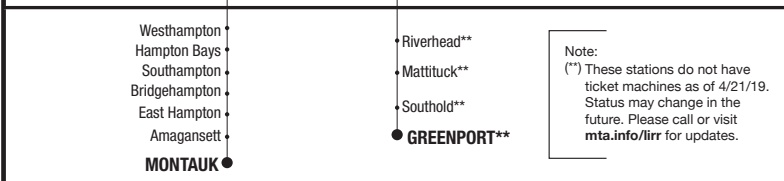
9	Monthly	\$ 363.00	\$ 284.00	\$ 166.00	\$ 99.00	\$ 99.00	\$ 99.00	\$ 212.00	\$ 273.00	Monthly
	Weekly	116.25	88.00	51.25	30.75	30.75	30.75	65.75	84.50	Weekly
	Peak Ten-Trip	167.50	n/a	n/a	n/a	n/a	n/a	n/a	n/a	Peak Ten-Trip
	Off-Peak Ten-Trip	102.00	n/a	n/a	n/a	n/a	n/a	n/a	n/a	Off-Peak Ten-Trip
	Peak One-Way	16.75	12.25	6.00	3.25	3.25	3.25	7.50	13.50	Peak One-Way
	Off-Peak One-Way	12.00	9.00	*6.00	*3.25	*3.25	*3.25	*7.50	*13.50	Off-Peak One-Way
	Sr. Cit/Disabled/M'care One-Way	8.25	6.00	3.00	1.50	1.50	3.75	6.75	13.50	Sr. Cit/Disabled/M'care One-Way
	On-board Peak One-Way	23.00	18.00	12.00	9.00	9.00	14.00	20.00	27.00	On-board Peak One-Way
	On-board Off-Peak One-Way	18.00	15.00	*12.00	*9.00	*9.00	*14.00	*20.00	*27.00	On-board Off-Peak One-Way



10	Monthly	\$ 405.00	\$ 334.00	\$ 223.00	\$ 166.00	\$ 99.00	\$ 99.00	\$ 99.00	\$ 212.00	Monthly
	Weekly	129.50	103.50	69.25	51.25	30.75	30.75	30.75	65.75	Weekly
	Peak Ten-Trip	197.50	n/a	n/a	n/a	n/a	n/a	n/a	n/a	Peak Ten-Trip
	Off-Peak Ten-Trip	121.25	n/a	n/a	n/a	n/a	n/a	n/a	n/a	Off-Peak Ten-Trip
	Peak One-Way	19.75	15.25	7.50	6.00	3.25	3.25	3.25	9.50	Peak One-Way
	Off-Peak One-Way	14.25	11.00	*7.50	*6.00	*3.25	*3.25	*3.25	*9.50	Off-Peak One-Way
	Sr. Cit/Disabled/M'care One-Way	9.75	7.50	3.75	3.00	1.50	1.50	1.50	4.75	Sr. Cit/Disabled/M'care One-Way
	On-board Peak One-Way	26.00	21.00	14.00	12.00	9.00	9.00	9.00	16.00	On-board Peak One-Way
	On-board Off-Peak One-Way	20.00	17.00	*14.00	*12.00	*9.00	*9.00	*9.00	*16.00	On-board Off-Peak One-Way



12	Monthly	\$ 461.00	\$ 405.00	\$ 284.00	\$ 247.00	\$ 212.00	\$ 99.00	\$ 99.00	\$ 174.00	Monthly
	Weekly	147.50	125.50	88.00	76.50	65.75	30.75	30.75	54.00	Weekly
	Peak Ten-Trip	235.00	n/a	n/a	n/a	n/a	n/a	n/a	n/a	Peak Ten-Trip
	Off-Peak Ten-Trip	144.50	n/a	n/a	n/a	n/a	n/a	n/a	n/a	Off-Peak Ten-Trip
	Peak One-Way	23.50	20.25	11.25	10.00	7.50	3.25	3.25	6.50	Peak One-Way
	Off-Peak One-Way	17.00	14.75	*11.25	*10.00	*7.50	*3.25	*3.25	*6.50	Off-Peak One-Way
	Sr. Cit/Disabled/M'care One-Way	11.75	10.00	5.50	5.00	3.75	1.50	1.50	3.25	Sr. Cit/Disabled/M'care One-Way
	On-board Peak One-Way	30.00	26.00	17.00	16.00	14.00	9.00	9.00	13.00	On-board Peak One-Way
	On-board Off-Peak One-Way	23.00	21.00	*17.00	*16.00	*14.00	*9.00	*9.00	*13.00	On-board Off-Peak One-Way



14	Monthly	\$ 500.00	\$ 443.00	\$ 345.00	\$ 309.00	\$ 273.00	\$ 212.00	\$ 174.00	\$ 99.00	Monthly
	Weekly	160.00	137.25	106.75	95.75	84.50	65.75	54.00	30.75	Weekly
	Peak Ten-Trip	305.00	n/a	n/a	n/a	n/a	n/a	n/a	n/a	Peak Ten-Trip
	Off-Peak Ten-Trip	189.25	n/a	n/a	n/a	n/a	n/a	n/a	n/a	Off-Peak Ten-Trip
	Peak One-Way	30.50	26.00	17.75	16.50	13.50	9.50	6.50	3.25	Peak One-Way
	Off-Peak One-Way	22.25	19.00	*17.75	*16.50	*13.50	*9.50	*6.50	*3.25	Off-Peak One-Way
	Sr. Cit/Disabled/M'care One-Way	15.25	13.00	8.75	8.25	6.75	4.75	3.25	1.50	Sr. Cit/Disabled/M'care One-Way
	On-board Peak One-Way	37.00	32.00	24.00	23.00	20.00	16.00	13.00	9.00	On-board Peak One-Way
	On-board Off-Peak One-Way	28.00	25.00	*24.00	*23.00	*20.00	*16.00	*13.00	*9.00	On-board Off-Peak One-Way

Note:
(**) These stations do not have ticket machines as of 4/21/19. Status may change in the future. Please call or visit mta.info/lirr for updates.

Use of tickets is subject to all LIRR tariff rules and regulations.

n/a = not available. Ten-Trip tickets are available to and from Zone 1 only.
*One-Way tickets for intermediate fares (Zones 4-14) are priced to encourage local travel, and there is no Peak/Off-Peak cost distinction. Intermediate fare tickets are designated as Peak in print and electronic form as they are valid on all trains.